

# Nurizma<sup>®</sup> Insecticide Application Guide

A Dosatron<sup>®</sup> unit is a simple and user-friendly tool for applying Nurizma<sup>®</sup> insecticide. The Dosatron works by simply and accurately injecting Nurizma insecticide solution into the flow of the liquid starter fertilizer or water prior to distribution to each row unit.

Bold, fast and easy, the unit works by pumping Nurizma insecticide from a planter-mounted 15-gallon tank through the Dosatron injection system. A Dosatron fill with one part Nurizma insecticide and one part water provides 960 acres of protection on 30-inch rows. The system helps you maintain your efficiency in the field by minimizing frequent refills. It ultimately helps ensure your corn stands tall all season long.



## Planter WITH existing in-furrow application system


1. Install the Dosatron 500 DOSINJ215 per manual instructions onto planter
2. Adjust injection rate
3. Add Nurizma insecticide + water
4. Plant corn!

## Planter WITHOUT existing in-furrow application system

1. Install in-furrow liquid system on planter
2. Install the Dosatron 500 DOSINJ215 per manual instructions onto planter
3. Adjust injection rate
4. Add Nurizma insecticide + water
5. Plant corn!

If liquid fertilizer is NOT being used, Nurizma insecticide can be tank mixed with water as carrier in an in-furrow liquid system with agitation

## Additional Support



Scan here to learn more about Nurizma Insecticide.

For more information on BASF and the entire Plant Health portfolio in corn, go to [agproducts.basf.us](http://agproducts.basf.us)

For more information on Dosatron direct injection systems, see your local BASF representative or authorized dealer.

For information on ordering or maintaining your Dosatron system, contact C&R Supply, Inc. by phone at 800-232-2637 or at [crsupply.com](http://crsupply.com)

Visit [Dosatron.com](http://Dosatron.com) or contact their customer service line at 1-800-523-8499

## Dosatron® 500 DOSINJ215

You're just a few steps away from applying Nurizma® insecticide so your corn stands tall all season long. Your new Dosatron® 500 DOSINJ215 In-furrow Direct Injection Kit is a simple, user-friendly tool to apply Nurizma insecticide. Its 12-volt electric agitation pump accurately disperses Nurizma insecticide and water at a rate of two ounces per acre. Adding it to your planter is a matter of three easy steps:

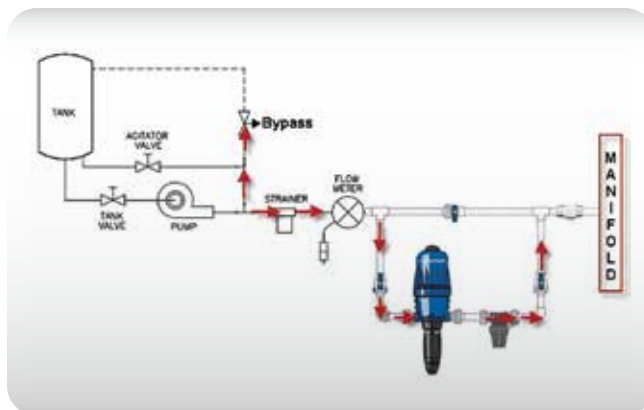

- Bolt it on — It's best to find a central location before the manifold
- Plumb in the Dosatron outlet hose to the main liquid supply line ahead of the row unit metering system

### Pre-season Checklist:

- Adjust injection rate by hand
- Ensure screens and check valve are clean and free of debris

### Best Practices + Maintenance

- When in use, continuously run the electric agitation pump to ensure suspension of product
- If stopped for any period of time, run agitation pump before resuming application
- Always follow Nurizma insecticide's label
- Flush planter's in-furrow system before annual storage
- Rinse Dosatron unit with water and let dry completely before annual storage
- Store Dosatron unit indoors if possible
- Always follow directions in operator's manual



### DOSATRON SETTINGS FOR NURIZMA INSECTICIDE APPLICATION

LIQUID FERTILIZER GALLON PER ACRE	OUNCES OF LIQUID FERTILIZER	2 OZ (1 OZ NURIZMA + 1 OZ WATER)
3	384	0.52%
4	512	0.39%
5	640	0.31%
6	768	0.26%
7	896	0.22%

## Nurizma® Insecticide FAQ

### Can Nurizma Insecticide be applied with / tank mixed with liquid fertilizer?

Nurizma insecticide can be applied in conjunction with liquid starter fertilizers or a mixture of liquid starter fertilizer and water at planting but should not be tankmixed with liquid starter fertilizer. Nurizma insecticide requires a Dosatron, which is a direct in-line injection system that is calibrated to accurately deliver the target application rate of Nurizma insecticide per acre in-line with a liquid carrier such as water or liquid fertilizer. In-furrow plumbing and injection hardware systems vary by planter and row unit configuration. Before applying Nurizma insecticide, please read the complete label and follow all label directions. Due to the many brands of fertilizers and micronutrients, Nurizma insecticide has not been evaluated for compatibility with all possible combinations.

### What is the minimum spray volume per acre for Nurizma insecticide?

BASF recommends Nurizma insecticide be diluted in 5 gallons per acre of carrier at the 1 oz./A use rate. Applications at 5 GPA help ensure improved compatibility and performance of Nurizma insecticide alongside the carrier of liquid fertilizer or water and support improved and uniform distribution of in-furrow product. Additionally, Nurizma insecticide should be diluted with a 1 to 1 ratio with water mixed within the Dosatron tank to ensure proper metering and application.

### Can Nurizma insecticide be mixed with Headline® SC fungicide or other SC formulations?

The Nurizma insecticide label does not allow tank mixes with Headline SC fungicide or other SC formulated products.